

Accessory

Gauge Series



G50



G40



G25

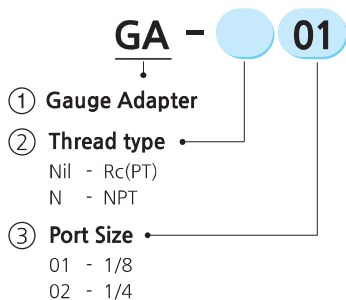
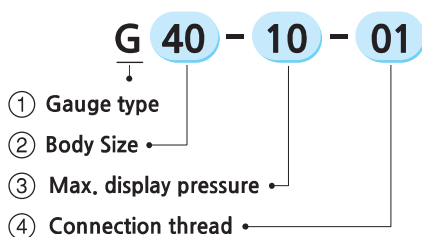


Gs28



GA-01

How to order

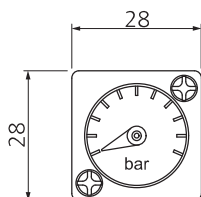


Model		Pressure range ⁽¹⁾	Unit	Connection thread
Standard	G25-10-R1	0~10 (0~1)	Both bar and MPa	R 1/16
	G40-10-01			R 1/8
	G50-10-02			R 1/4
High pressure	Gh40-20-01	0~20 (0~2)	Both bar and MPa	R 1/8
	Gh50-20-02			R 1/4
Precision	Gp40-2-01	0~2 (0~0.2)	R 1/8	R 1/8
	Gp40-4-01	0~4 (0~0.4)		
	Gp40-8-01	0~8 (0~0.8)		
Embedded square	Gs28-10	0~10	bar	-

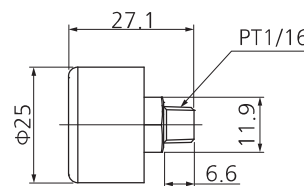
Note : 1. Do not apply pressure more than the maximum display pressure. This will cause a malfunction.

Dimension(mm)

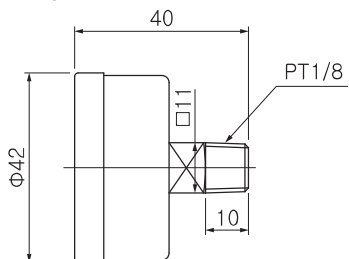
Gs28



G25



G40, Gh40, Gp40



G50, Gh50

